

HYC-DMK331P



Industrial Pressure Transmitter

Pressure Ports With Flush Welded Stainless Steel Diaphragm

accuracy according to IEC 60770:
0.5 % FSO

Nominal pressure

from 0 ... 60 bar up to 0 ... 400 bar

Output signals

2-wire: 4 ... 20 mA

3-wire: 0 ... 20 mA / 0 ... 10 V
others on request

Special characteristics

- ▶ suited for viscous and pasty media



Optional versions

- ▶ IS-version
Ex ia = intrinsically safe for gases and dusts
- ▶ SIL 2
according to IEC 61508 / IEC 61511
- ▶ food compatible filling fluid with FDA approval
- ▶ cooling element for media temperatures up to 300 °C
- ▶ customer specific versions


The pressure transmitter DMK 331P is suitable for measuring the pressure of viscous and pasty media, where a totally flush pressure port is required.

As on all industrial pressure transmitters made by BD|SENSORS, you may choose between various electrical and mechanical connections also on DMK 331P.

Preferred areas of use are

-  Plant and Machine Engineering
-  Food Industry

Preferred used for

-  Viscous and Pasty Media



Input pressure range						
Nominal pressure gauge / abs.	[bar]	60	100	160	250	400
Overpressure	[bar]	100	200	400	400	600
Burst pressure \geq	[bar]	180	300	500	750	1000

Output signal / Supply	
Standard	2-wire: 4 ... 20 mA / $V_S = 8 \dots 32 V_{DC}$
Option IS-protection	2-wire: 4 ... 20 mA / $V_S = 10 \dots 28 V_{DC}$
Options 3-wire	3-wire: 0 ... 20 mA / $V_S = 14 \dots 30 V_{DC}$ 0 ... 10 V / $V_S = 14 \dots 30 V_{DC}$

Performance	
Accuracy ¹	$\leq \pm 0.5 \% \text{ FSO}$
Permissible load	current 2-wire: $R_{max} = [(V_S - V_{S \text{ min}}) / 0.02 \text{ A}] \Omega$ current 3-wire: $R_{max} = 500 \Omega$ voltage 3-wire: $R_{min} = 10 \text{ k}\Omega$
Influence effects	supply: 0.05 % FSO / 10 V load: 0.05 % FSO / k Ω
Long term stability	$\leq \pm 0.3 \% \text{ FSO} / \text{year}$ at reference conditions
Response time	2-wire: $\leq 10 \text{ msec}$ 3-wire: $\leq 3 \text{ msec}$

¹ accuracy according to IEC 60770 – limit point adjustment (non-linearity, hysteresis, repeatability)

Thermal effects (Offset and Span) ² / Permissible temperatures	
Thermal error in compensated range	$\leq \pm 0.2 \% \text{ FSO} / 10 \text{ K}$ -20 ... 85 °C
Permissible temperatures ³	medium: -40 ... 125 °C for filling fluid silicon oil -10 ... 125 °C for filling fluid food compatible oil electronics / environment: -40 ... 85 °C storage: -40 ... 100 °C
Permissible temperature medium for cooling element 300 °C	filling fluid silicon oil overpressure: -40 ... 300 °C vacuum: -40 ... 150 °C filling fluid food compatible oil overpressure: -10 ... 250 °C vacuum: -10 ... 150 °C

² an optional cooling element can influence thermal effects for offset and span depending on installation position and filling conditions.

³ max. temperature of the medium for overpressure > 0 bar: 150 °C for 60 minutes with a max. environmental temperature of 50 °C

Electrical protection	
Short-circuit protection	permanent
Reverse polarity protection	no damage, but also no function
Electromagnetic compatibility	emission and immunity according to EN 61326

Mechanical stability	
Vibration	20 g RMS (25 ... 2000 Hz) according to DIN EN 60068-2-6
Shock	500 g / 1 msec according to DIN EN 60068-2-27

Filling fluids	
Standard	silicon oil
Options	food compatible oil (with FDA approval) (Mobil SHC Cibus 32; Category Code: H1; NSF Registration No.: 141500) others on request

Materials	
Pressure port	stainless steel 1.4404 (316 L)
Housing	stainless steel 1.4404 (316 L)
Option compact field housing	stainless steel 1.4305 (303) with cable gland brass, nickel plated others on request
Seals (media wetted)	FKM (recommended for medium temperatures $\leq 200 \text{ }^\circ\text{C}$) FFKM (recommended for medium temperatures $> 200 \text{ }^\circ\text{C}$) others on request
Diaphragm	stainless steel 1.4435 (316 L)
Media wetted parts	pressure port, seals, diaphragm

Explosion protection (only for 4 ... 20 mA / 2-wire)	
Approvals DX 19 - DMK 331P	IBExU 10 ATEX 1068 X / IECEx IBE 12.0027X zone 0: II 1G Ex ia IIC T4 Ga zone 20: II 1D Ex ia IIIC T 85 °C Da, IP65
Safety technical maximum values	$U_i = 28 \text{ V}$, $I_i = 93 \text{ mA}$, $P_i = 660 \text{ mW}$, $C_i \approx 0 \text{ nF}$, $L_i \approx 0 \text{ }\mu\text{H}$
Permissible temperatures for environment	in zone 0: -20 ... 60 °C with p_{atm} 0.8 bar up to 1.1 bar in zone 1 or higher: -20 ... 70 °C
Connecting cables (by factory)	cable capacitance: signal line/shield also signal line/signal line: 160 pF/m cable inductance: signal line/shield also signal line/signal line: 1 $\mu\text{H}/\text{m}$

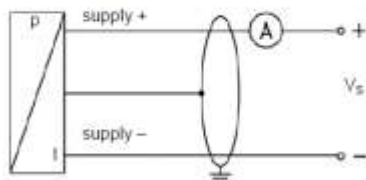
Miscellaneous	
Option SIL ⁴ 2	according to IEC 61508 / IEC 61511
Current consumption	signal output current: max. 25 mA signal output voltage: max. 7 mA
Weight	min. 200 g (depending on process connection)
Installation position	any (standard calibration in a vertical position with the pressure port connection down)
Operational life	> 100 x 10 ⁶ pressure cycles
CE-conformity	EMC Directive: 2004/108/EC Pressure Equipment Directive: 97/23/EC (module A) ⁵
ATEX Directive	94/4/EG

⁴ only for 4 ... 20 mA / 2-wire

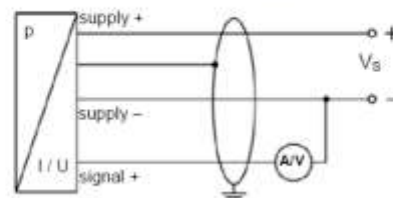
⁵ This directive is only valid for devices with maximum permissible overpressure > 200 bar

Wiring diagrams

2-wire-system (current)



3-wire-system (current / voltage)

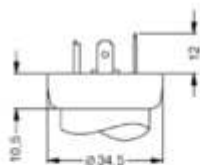


Pin configuration

Electrical connection	ISO 4400	Binder 723 (5-pin)	M12x1 / metal (4-pin)	field housing	cable colours (DIN 47100)
Supply +	1	3	1	IN +	wh (white)
Supply -	2	4	2	IN -	bn (brown)
Signal + (only for 3-wire)	3	1	3	OUT +	gn (green)
Shield	ground pin	5	4	⊥	ye/gn (yellow / green)

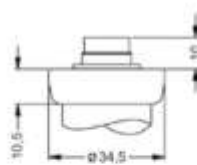
Electrical connection (dimensions in mm)

standard

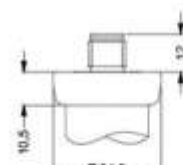


ISO 4400 (IP 65)

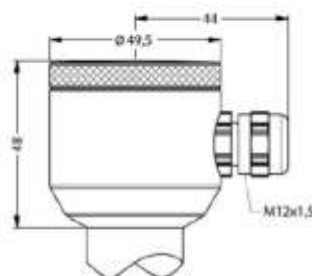
option



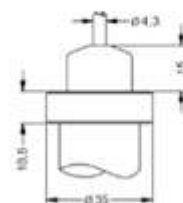
Binder Series 723 5-pin (IP 67)



M12x1 4-pin (IP 67)



compact field housing (IP 67)



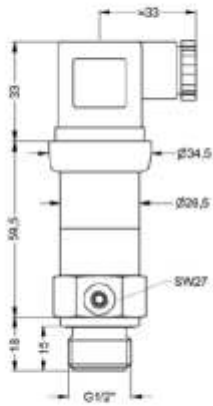
cable outlet with PVC cable (IP 67)⁶

⇒ universal field housing stainless steel 1.4404 (316 L) with cable gland M20x1.5 (ordering code 880) and other versions on request

⁶ standard: 2 m PVC cable without ventilation tube (permissible temperature: -5 ... 70°C)

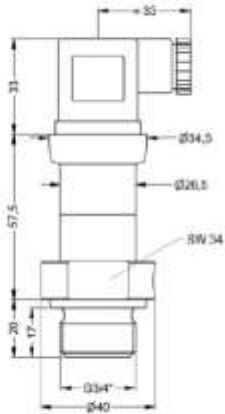
Mechanical connection (dimensions in mm)

standard

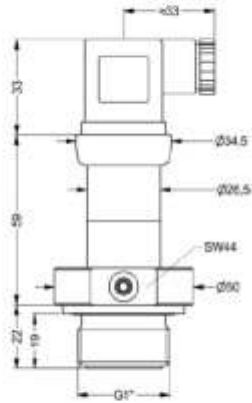


G1/2" flush DIN 3852


option



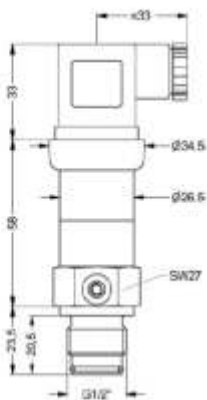
G3/4" flush DIN 3852



G1" flush DIN 3852



cooling element
300 °C¹




G1/2" flush
with radial o-ring

⇒ SIL- and SIL-Ex version: total length increases by 26.5 mm!
⇒ metric threads and other versions on request

¹ possible for nominal pressure ranges $P_N \leq 160$ bar

Ordering Code HYC-DMK331P

HYC-DMK331P



Pressure											
	gauge	5	0	5							
	absolute	5	0	6							
Input											
	[bar]										
	60	6	0	0	2						
	100	1	0	0	3						
	160	1	6	0	3						
	250	2	5	0	3						
	400	4	0	0	3						
	customer	9	9	9	9					consult	
Output											
	4 ... 20 mA / 2-wire								1		
	0 ... 20 mA / 3-wire								2		
	0 ... 10 V / 3-wire								3		
	Intrinsic safety 4 ... 20 mA / 2-wire								E		
	SIL2 4 ... 20 mA / 2-wire								1S		
	SIL2 with Intrinsic safety								ES		
	4 ... 20 mA / 2-wire										
	customer								9	consult	
Accuracy											
	0.5 %								5		
	customer								9	consult	
Electrical connection											
	Male and female plug ISO 4400								1	0	0
	Male plug Binder series 723 (5-pin)								2	0	0
	Cable outlet with PVC-cable ¹								T	A	0
	Male plug M12x1 (4-pin) / metal								M	1	0
	compact field housing								8	5	0
	stainless steel 1.4305										
	customer								9	9	9
Mechanical connection											
	G1/2" DIN 3852 with flush diaphragm								Z	0	0
	G3/4" DIN 3852 with flush diaphragm								Z	3	0
	G1" DIN 3852 with flush diaphragm								Z	3	1
	G 1/2" DIN 3852 with rad. o-ring and flush diaphragm								Z	6	1
	customer								9	9	9
Diaphragm											
	Stainless steel 1.4435 (316L)								1		
	customer								9		consult
Seals											
	FKM								1		
	FFKM ²								7		
	customer								9		consult
Filling Fluids											
	Silicon oil								1		
	food compatible oil								2		
	customer								9		consult
Special version											
	standard								0	0	0
	with cooling element up to 300°C ³								2	0	0
	customer								9	9	9

¹ standard: 2 m PVC cable without ventilation tube (permissible temperature: -5 ... 70°C)

² only for P_N ≤ 100 bar possible

³ only for P_N ≤ 160 bar possible

HYCONTROL
LEVEL MEASUREMENT SOLUTIONS

01.06.2013

Larchwood House, Orchard Street, Redditch, Worcestershire B98 7DP, United Kingdom
Tel: +44 (0) 1527 406800 Fax: +44 (0) 1527 406810 www.hycontrol.com

This document contains product specification; properties are not guaranteed. Detailed information about options are defined in the datasheet. Subject to change without notice.